



Featherstone High School

An Academy Specialising in the Sciences and Sport



Moving from Year 6 to Year 7

Information for 2024



www.featherstonehigh.ealing.sch.uk



Featherstone High School

Welcome

Many congratulations on securing a place at Featherstone High and welcome to our learning community. Your child joins us at a truly exciting time. You will quickly appreciate that Featherstone is a warm and hardworking community striving for excellence in all we do. We want children to leave school having maximised their academic progress but also with fond memories of wider experiences and lifelong friendships. Whether the criterion is academic, social and personal, or sporting, this is an exceptional school.



SCHOOL DAY

Times	Mondays, Tuesdays, Thursdays and Fridays
8.30 - 8.55am	Registration & Assembly
8.55 - 10.15am	Periods 1 and 2
10.15 - 10.30am	Break
10.30 - 11.50am	Periods 3 and 4
11.50 - 12.30pm	Period 5 (Lunch Y8, Y9, Y13)
12.30 - 1.10pm	Period 6 (Lunch Y7)
1.10 - 1.50pm	Period 7 (Lunch Y10, Y11, Y12)
1.50 - 3.10pm	Periods 8 and 9
3.10 - 4.10pm	Intervention, Enrichment or Detention

Times	Wednesdays
8.30 - 8.55am	Registration & Assembly
8.55 - 10.15am	Periods 1 and 2
10.15 - 10.30am	Break
10.30 - 11.50am	Periods 3 and 4
11.50 - 12.30pm	Period 5 (Lunch Y8, Y9, Y13)
12.30 - 1.10pm	Period 6 (Lunch Y7)
1.10 - 1.50pm	Period 7 (Lunch Y10, Y11, Y12)
1.50 - 2.30pm	Period 8

YEAR 7 CURRICULUM OFFER

To ensure a broad and balanced curriculum, all students will study the following subjects in Year 7:

Core	Arts	Other
English	Art	PSHE
Maths	Cookery	Computer Science
Science	Dance	French or Spanish
	Drama	Geography
	Music	History
	Graphics	IT
	Textiles	RE
		Physical Education

YEAR 7 PSHE OVERVIEW

YEAR
8



Dealing with emergencies and first aid



General health



Dealing with loss, divorce and other difficult times.

How do I cope with difficulties, problems and emergencies?



What is a healthy relationship?



The internet & emotional health

Different (healthy) family & relationship types

Marriage, long term relationships law

How do I manage my emotions and mental health?



Knife crime: risks and the law

RISK! Unhealthy substances: caffeine, tobacco, vapes

YOUR LIFE- YOU CHOOSE EVENT

How do make sensible choices around risks and dangers?



Health and hygiene: Washing, clothes, lifestyle.

Puberty (bodies and menstruation) privacy & anti FGM

How can I be happy & healthy during puberty?



YEAR
7

Safety & Risk: What is harassment?

Ground rules & Values

Transition Days

TUTOR GROUPS

We have 10 mixed ability tutor groups in Year 7, split into X and Y band. Some lessons are taught in tutor groups, whilst some lessons are in ability groups.

Each tutor group is named after a type of tree, which has its unique characteristics.

Trees symbolise growth, strong foundations, strength and resilience. We also have a Thorn tree on our FHS emblem which is associated with the Elthorne Hundred (historic county of Middlesex).

X Band	Y Band
7 Acacia	7 Hawthorn
7 Aspen	7 Linden
7 Cedar	7 Oak
7 Cypress	7 Sycamore
7 Elm	7 Willow





Featherstone High School

What is Different About Secondary School?

- Your son or daughter may have to wear a full school uniform for the first time, and have a whole new list of rules and regulations to remember.
- Instead of one teacher, who has often known them since their early years, they will be taught by nine or ten teachers and have to get to know a whole range of adults in different roles within the school.
- They will have to use and interpret a two week timetable and a school planner.
- Break time and lunch time will be organised differently with less adult supervision and children having a lot more independence in terms of getting back to lessons on time and buying their own lunch.
- In general, students are expected to be more independent, resilient and organised - a welcome development for many students, but a challenge for some.

Getting Organised

- Your son or daughter will need to have a good system for keeping books and equipment at home so they can find them easily.
- Your child will need to know what lessons they have on a particular day, and what equipment is needed for each lesson (e.g. ruler, compass, calculator).



Featherstone High School

The Student Planner

- This will include important day to day information such as school map, do's and don'ts as well as space to write in their timetable.
- Tutors and subject teachers may write notes in your child's planner.
- It is a form of communication between you and the teacher.
- Your child will receive home learning to complete on a daily basis. They are required to record their task/s in their planner and we ask you to support them (and us) by encouraging completion on time and to the best of their ability.

Location of Gates & Playgrounds



1 Student Gate

2 Main Gate

SCHOOL UNIFORM & PE KIT

WHITE SHIRT (NO BLOUSES)



FHS TIE FOR YOUR
YEAR GROUP*

BLACK BLAZER
WITH FHS BADGE

BLACK, PLAIN, LOOSE
FITTING TROUSERS
OR SKIRTS

BLACK OR BLUE SOCKS

BLACK SHOES



*SCHOOL TIES

When you start at FHS you will purchase a tie that you will use ever year at school.



Y7



Y8



Y9



Y10



Y11

EQUAL OPPORTUNITIES

FHS celebrates the diverse communities that are represented within the school. Students that have to cover their hair for religious reasons, must wear dark blue/black colours. A white Head scarf can only be worn in the Summer Term. The item should be worn traditionally as to respect the religion fully. The school uniform however must be on show at all times (e.g. the school shirt and tie must be visible).

Additional items such as the Hijab can be worn for religious purposes, however the school shirt and tie must be visible. Students who wear the Abaya (which must be plain

black with no design) should ensure that they wear the school uniform **underneath** and the school shirt, tie and blazer **must** be visible.

Sikh students who have been baptised can wear the five "articles of faith" that must be carried at all times. The Kirpan may only be worn with the permission of the Headteacher. Parents and students will need to meet with the Senior Pastoral Team to discuss expectations and sign an agreement. Sikh students are permitted to wear a thin Kara. Sikh students are asked not to wear thick Karas for health and safety reasons.

Christian students are permitted to wear a crucifix (worn underneath clothing).

JEWELLERY

Students are permitted to wear a pair of **small** plain ear studs (no larger than 4mm in diameter). One small, **plain** nose piercing is permitted. Students with other facial/visible piercings will be asked to remove them.

HATS, COATS & SCARVES

These must be plain black or plain dark blue. Scarves worn must be plain black or plain dark blue, in line with the school colours.

MAKE UP

Any make up worn should be light and barely visible. Students are asked **not** to wear mascara, lipstick, eye shadow, eye liner, fake eyelashes, nail varnish or fake nails. Students wearing any of this, will be asked to remove it.

HAIR STYLES

Students are to have traditional haircuts/styles. Tracks or lines/patterns/mohicans/unnatural hair colours are not permitted. Tram lines or other shaved shapes in the hair and slits in the eyebrows are also not allowed. Students who break this rule will not be able to attend lessons until the hair style is changed.

WHAT YOU SHOULD **NOT** WEAR TO SCHOOL


- Tracksuit tops or hooded jumpers
- Jackets instead of blazers (Jackets can be confiscated)
- Doo-rags
- Leather jackets (or imitation)
- Two tone jackets
- Hooped or big earrings or tongue piercings
- Rings, thick bangles
- No caps are to be worn unless it is for religious purposes.
- Hats or scarves associated with gang/group/football membership
- Hoods on coats should only be worn if it is raining or in very cold conditions. Hats and hoods should not be worn inside the

school or outside the school buildings

- Cardigans are not to be worn
- Crew neck jumpers
- No multi-coloured socks
- Excessive make up or any nail vanish

This is not an exhaustive list. Any item worn that is deemed inappropriate will not be permitted.

We advise students not to have their ears pierced during the academic year because all piercings need to be removed for PE and Dance lessons. Students who break the school uniform code will be sanctioned in accordance with Featherstone's Behaviour Policy.




FHS PE KIT

PLAIN RED POLO
TOP (OR FHS
BRANDED ONE)

NAVY BLUE SHORTS

RED SOCKS: AUTUMN & SPRING TERMS
WHITE TRAINER/ANKLE SOCKS: SUMMER TERM

TRAINERS SUITABLE FOR INDOORS & OUTDOORS



JEWELLERY & VALUABLES

Students who have their ears or nose pierced must remove earrings/studs for PE lessons. Students will not be allowed to actively participate until earrings/studs have been safely removed.

All valuables must be handed in to the teacher before entering the changing rooms.

ADDITIONAL INFORMATION

During cold months only, students may additionally wear the following:

- Plain navy sweatshirt (no hoodies or zips)
- Plain full length navy tracksuit bottoms (not ¾ length)
- ¹² • White/red long sleeve T-shirts under the PE top.

RELIGIOUS ITEMS & WEAR

Students may wear long sleeve white or red tops in PE **underneath** their red polo shirts to cover their arms. Pupils are also permitted to wear tracksuit bottoms in place of shorts providing they have a note written in their diary and shown to the teacher.

The Kara and Kirpan must be removed for PE lessons. Where these cannot be removed there must be adequate padding or protection for the activity. Karas can be covered with a sweatband if they cannot be removed. Where items cannot be removed and the situation cannot be made safe the individual student will be unable to actively participate and alternative involvement in the lesson will be arranged.

EQUIPMENT

ESSENTIAL ITEMS TO BRING EVERY DAY

- Your Student Planner must with carried in your bag at all times.
- School bag large enough for your equipment.
- Refillable water bottle.
- Reading book
- Scientific calculator
- Pencil case containing 2 black ink pens, 2 green ink pens, HB pencils, rubber, pencil sharpener 15cm or 30cm ruler & geometry set, glue stick.
- English dictionary.
- All other books & equipment you need for the subjects during the day including your Art sketch book and labelled plastic container for food technology.

MOBILE PHONES

Students are not to bring mobile phones into school. They are not to be used in lessons, corridors or in any part of the school building.

Students will only be permitted to bring a phone into school, in extreme circumstances, with the permission of a parent/carer and their respective Head of Year. Phones will be confiscated if they are seen or heard.

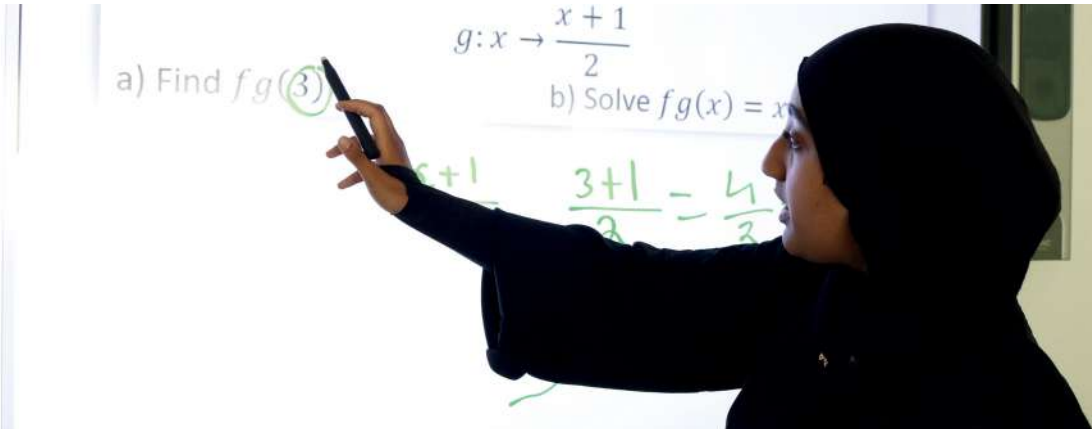
CONFISCATED PHONES

When confiscated, mobile phones will only be returned on a Friday. Please note that phones confiscated on a Friday may be returned the following week.

Only a parent/carer (not a sibling) can pick up the phone from the school's reception.

HOME LEARNING

- Home Learning is extremely important as it enables your child to extend their knowledge at home and reinforces their learning.
- There are several ways of getting help with Home Learning e.g. support in the library and Home Learning Club.
- Students are expected to complete 45-90 minutes of Home Learning per evening.
- Students will record their Home Learning in their planner and parents/ carers are asked to check this regularly and to sign it on a Sunday. Planners will be checked on a every week.



PROGRESS

Over the school year, you will receive two Academic Reports which will help you to see how your child is performing across their subjects as well as the effort they are putting into their classwork and Home Learning.

Teachers will report a holistic "current working at" grade derived from summative assessments (tests) and centrally planned and standardised homework and classwork.

There will be a Year 7 subject evening where you will get to meet classroom teachers and discuss your child's progress.

YOUR SUPPORT

How You Can Help Your Child Prepare for the Start of High School:

Reading:

Encourage your child to read everyday from an appropriate book. Reading is a skill needed in all subjects, not just in English lessons. Listen to your child read and encourage them to join a library.


Talking:

Discuss school with your child. Ask them about their day, what they have learnt, what they are doing and what home learning they have. Regularly look at their books to see what they have achieved in school.

Organisation:

Make sure that your child develops good organisational skills. Teach them to ensure they have the correct books and equipment for each day.

Encourage them to pack their own school bag every evening, in preparation for the following day.





Featherstone High School

Additional Information for Students

Take responsibility for your own health and safety by observing the advice give to you at all times; for example during educational visits, food technology workshops, practical work in the science laboratories, when participating in sport and using any specialist equipment.

1. Go straight home at the end of school, unless kept back by a member of staff for any reason or participating in an after-school club.
2. Observe the keep right rule in corridors and not run in corridors and on stairs as this is dangerous.
3. Agree to comply with the school rules on internet and network use.
4. Wear the school uniform correctly at all times.
5. Have traditional haircuts/styles. Tracks or lines/patterns are not permitted.
6. Facial piercings are not allowed. One nose piercing is permitted with a small stud (no rings). All earring or nose studs must be 4mm or less in diameter.

PUNCTUALITY & ATTENDANCE

Ensure that your child arrives to school on time and attends school everyday. Please make any medical appointments outside of school time and avoid any term time holidays.

- Students with below average attendance do less well in school
- Attendance is monitored closely at Featherstone High School
- We expect all students have have attendance above 95%
- Holiday requests during term time will NOT be authorised
- If unauthorised leave is taken, each parent (for each child) will be issued with a fixed penalty notice of £160 (£80 if paid within 21 days) by the London Borough of Ealing
- FPN will be issued to parents if students arrive late to school five times in one term



Every Minute Counts Lateness = Lost Learning

- 5 mins late each day = 3 days lost
- 10 mins late each day = 6.5 days lost
- 15 mins late each day = 10 days lost
- 20 mins late each day = 13 days lost
- 30 mins late each day = 19 days lost

*figures calculated over a school year 17

SUPPORT IN SCHOOL

Pastoral Care

Tutors meet with their tutees each day. Heads of Year organise year activities and also the Personal, Social, Health Education Programme. They run assemblies at which rewards are presented to those achieving well. Learning mentors work closely with students and their families to overcome barriers to learning. If your child is experiencing difficulties that are affecting their progress at school, a learning mentor or our school counsellor will be there to support them.

Student Services

Student Services is open to students from 8.15am to 4.15pm daily. It is located opposite the Main Hall. This is a central base for the Key Stage Administrators and a space entirely focused on students' welfare and wellbeing.

First Aid trained staff offer support with any medical need, as well as co-ordinating ongoing medical care for students who require this. In addition, the Welfare Team and Year Team Administrators liaise closely with the Attendance Officer and other teams to reinforce the school's high expectations. Should students feel unwell during the school day, they should, in the first instance, visit Student Services.

YEAR 7 TEAM



Mr Adams - Deputy Head Teacher



Ms Stribling - Assistant Head Teacher



Ms Lavery - Head of Year 7

Ms Butt - Head of Year 7 on Maternity Leave, returning 2025

Safeguarding & Child Protection

PARENTS

Safeguarding is everyone's responsibility at Featherstone High School

The Designated Safeguarding Lead (DSL) is Mr Adams, Deputy Headteacher. The DSL has a legal responsibility to deal with safeguarding and child protection matters related to all students, providing advice and support to staff, liaising with the Local Authority, and working with a range of other agencies. There are six Deputy DSLs who support Mr Adams to carry out these responsibilities. If we have concerns regarding the welfare of your child we will contact you. In some cases we will contact children social services and/or the police directly if we feel that your child is at risk of harm.

The overarching objective of our safeguarding strategy is to prevent children from being harmed or, where harm does occur, to protect the child from further harm.

A copy of the schools Safeguarding policy is available for you read in the schools reception or on our website.



The Designated Safeguarding Lead (DSL) is: Mr Adams, Deputy Headteacher

Ext: 236

E: ladams@featherstonehigh.ealing.sch.uk

You can also speak to one of our Deputy Designated Safeguarding Leads:

The Senior Deputy DSL is: Ms Henry



Ms Henry

Ext: 259

E: mhenry@featherstonehigh.ealing.sch.uk



Ms Stribling

Ext: 241

E: rstribli@featherstonehigh.ealing.sch.uk



Ms Witts

Ext: 323

E: fwitts@featherstonehigh.ealing.sch.uk



Ms Coker

Ext: 275

E: lcoker@featherstonehigh.ealing.sch.uk



Ms Rughani

Ext: 269

E: srughani@featherstonehigh.ealing.sch.uk



Ms Johnson

Ext: 215

E: jjohnson@featherstonehigh.ealing.sch.uk



For more information on Safeguarding and Child Protection & how to keep yourself safe please go to www.nspcc.org.uk

OUR VALUES

Our 6 FHS values are our core guiding principles that drive our behaviour expectations and behaviour for learning culture at FHS. They influence our everyday practices and relationships with others. The 6 FHS values have been carefully chosen by discussions with students and staff at FHS.

They are: Care, Respect, Resilience, Inclusion, Partnership & Challenge.

Students are expected to model and promote our values to help sustain and promote our positive behaviour culture. Year group assemblies and PSHE sessions will focus regularly on our FHS values; with a combination of teaching and modeling good practice, the students will learn and understand how important our values are in our school community as well as the importance of how these values will equip the students with valuable social skills and emotional intelligence during school and life after school.



FHS VALUES


Students are expected to model and promote our values to help sustain and promote our positive behaviour culture. Year group assemblies and PSHE sessions will focus regularly on our FHS values; with a combination of teaching and modeling good practice, the students will learn and understand how important our values are in our school community as well as the importance of how these values will equip the students with valuable social skills and emotional intelligence during school and life after school.



Inclusive is everyone included, everyone Involved.




If you don't challenge yourself, you will never realise what you can become.



Kindness is being someone who makes everyone feel like a somebody.



Resilience is the capacity to recover quickly from difficulties.



Be polite & respectful. Treat everyone with respect.



Alone we can do so little; together we can do so much.

TERM DATES 2024/25

Tuesday 5th September: Year 7 Induction Day

AUTUMN TERM 2024

Staff Training Day (School Closed): Monday 2nd September

Pupil Induction Day: Tuesday 3rd September for year 7

All pupils return on: Wednesday 4th September beginning with tutorial from 10.30 to 11.50am

Staff Training (School Closed): Friday 27th September

Half term: Monday 28th October to Tuesday 5th November

School Closed: Friday 22nd November

School Closed: Monday 25th November

End of term: Friday 20th December

Christmas Holiday: Monday 23rd December to Friday 3rd January 2025

SPRING TERM 2025

Start of term: Monday 6th January

Half term: Monday 17th February to Friday 21st February

End of term: Friday 4th April

Easter holiday: Monday 7th April to Monday 21st April

SUMMER TERM 2025

Start of term: Tuesday 22nd April

May Day (School Closed): Monday 5th May

Half-term: Monday 26th May to Friday 30th May

End of term: Wednesday 23rd July

WHAT THE CURRENT YEAR 7S THINK:

Students tell us what they like about high school and why they chose FHS:

“Coming into FHS was a smooth transition because as I entered I knew that I was going to be part of an outstanding school. I am proud and happy to be educated in this school full of wonderful things to learn.”

“I chose FHS because of its outstanding Ofsted and it has lots of free enrichment clubs and events.”

“FHS has amazing exam results and it has a lot of websites to revise from.”

“This school provides a lot of support such as homework club in the mornings.”

“High school is different because there are different teachers for each subject so that gives me a chance to work with different people.”

FREQUENTLY ASKED QUESTIONS

How will my child know where to go on the first day?

Plenty of staff will be on hand to meet your child at the front gate and direct them to the appropriate place.

Can my child be in the same tutor group as their best friend?

Using the knowledge of the students that has been collated from their Year 6 teachers, we do our best to place each student in the tutor group that is right for them. The Year 7 tutor groups are carefully constructed to allow the possibility for new friendships to develop and students to be supported in an effective way. There will usually be at least one other member of the tutor group from a student's link primary/junior school, but it should be noted that this is unlikely to always be a 'best friend'.

How many students are there in a tutor group?

There are around 30 students in each tutor group

How do I contact the school?

Your main point of contact with the school should be through your child's form tutor by writing in your child's student planner - Home Comments. Any queries or concerns should be sent to them initially. If you feel you would like to speak to someone other than your child's form tutor you can contact either the Head of Year or Deputy Head of Year. All contact details can be found on the school website.

What if my child is too ill to attend school?

If your child is too ill to attend school you should phone the main school on the morning of your child's absence before 9am. Please report their name, form and brief reason for absence.

Will they need a PE kit on the first day?

No, PE will not be taught on the first day of school.

Will they get lockers?

We don't have the space for students to have lockers. As students will have 3 or 4 lessons a day they won't need to bring many books and equipment into school.

What do they do about getting lunch?

Students can get food from one of the locations or bring packed lunch. They will pay by using their thumb print linked to their ParentPay account which you will need to top up in advance. We will send you information explaining how you can do this.

How will my child find their way around school?

Lots of staff will be out and about at lesson changeover to ensure that students know where to go. They will also be provided with a map of the buildings.

What if my child forgets something?

Teachers will be understanding especially in the early weeks of the term. If they need something important, we will contact home for it to be sent in.

Where can I get the uniform and what are the expectations?

Your child is expected to wear the school uniform at all times including travelling to and from school. Please visit our website for details of stockists. <https://www.featherstonehigh.ealing.sch.uk/uniform>

How can I check what homework my child is set?

All students are required to write home learning set into their planners so please check this first. You can also use Classcharts to check. Students can access a before school and after school homework club and can use the library.

What are the rules on mobile phones?

Students are not allowed to have mobile phones in school. If it is seen or heard by a member of staff, it will be confiscated. Confiscated phones are only returned on a Friday to a parent/carer. If a student needs to bring a phone into school a parent/carer must write a request addressed to the Head of Year who will have the final say. If permission is granted the phone must be handed into Student Services at the beginning of the school day and collected when school ends.

What if my child is ill before school / during the school day?

If your child is ill before school, you may decide to send them. You can ring in to alert Student Services. If they become ill during the school day, they should go to first aid. They will then be assessed and you will be contacted if it is necessary.

What equipment will they need?

A full uniform and equipment list is printed in the planner. They should have a pencil case with pens, (including a green pen), pencil, sharpener, rubber, ruler and scientific calculator.

What is the school planner and how will my child use it?

The planner is a communication tool between home and school. Your child is expected to write any Home Learning tasks that they have in the planner. If you wish to update us about any absence or other information, you can use the planner to write in a note.

What can my child do if they are upset or having friendship issues?

They can talk to any member of staff who will help them. There is a pastoral team which consists of their tutor, head of year, deputy head of year and a learning mentor. There will always be a member of staff available to support your child with friendship issues.

Where can my child find out about extra-curricular clubs?

There will be information in tutor rooms and circulated around year offices and in assemblies.

What time does my child need to be at school?

All students need to be on site for 8.20am each day.

Where can I find the schools key dates and information?

The website is regularly updated with key information.

www.featherstonehigh.ealing.sch.uk

What if my child loses something at school?

Please ensure all clothing and equipment is clearly named. Lost property goes to Student Services where students can go to claim items.

How do I pay for my child's school dinner / school trips?

You can make electronic payments through our cashless system, ParentPay, We will send you a letter detailing the unique user ID and password to access your secure online ParentPay account.

Not everyone can pay online, and parents who want to pay cash can easily do so by speaking to our finance department.

What happens if my child loses their tie?

Your child can purchase a tie direct from our uniform supplier

<https://www.featherstonehigh.ealing.sch.uk/uniform>

